

MULTI GAUGE 内・外径汎用測定器




**Superior Quality
Precision Technology
Good Service & Design**



SPG MULTI GAUGE has been designed for checking internal & external dimensions.



INTERNAL (内径測定)



EXTERNAL (外径測定)

Model:

MG-200S

• Range 30-200mm (Internal & External)

MG-400S

• Range 30-400mm (Internal & External)

MG-600S

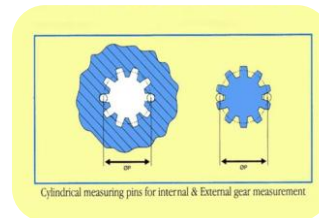
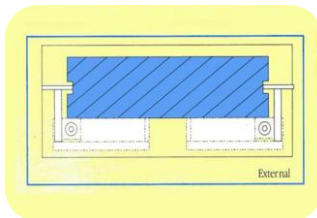
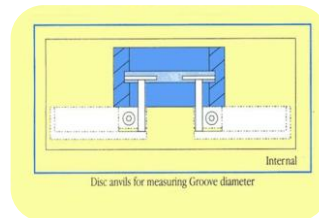
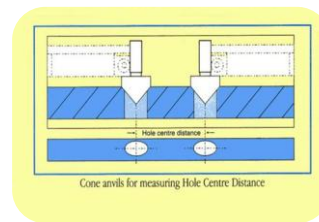
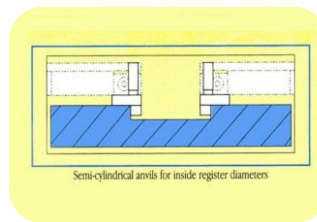
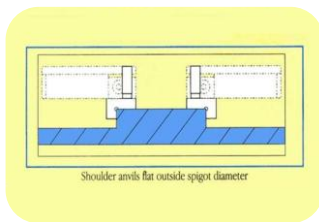
• Range 200-600mm (Internal & External)

Application:

- Step diameter for Inner diameter & Outer diameter
- Over pin diameter measurement for Internal & External
- Groove diameter measurement for Internal & External
- Center to Center distance

Advantage:

- Both Internal & External dimensions can be measured in one unit
- Constant Measuring force eliminates feel for an operator
- High sensitivity & accuracy as movable arm holder moves virtually without play & friction
- Actual dimensions of the parts can be determined.
- Non contact Insertion by release lever so that measuring Jaws are protected.
- Various applications are possible by changing the Jaws, which replaces number of instruments.
- Any dial indicating instrument with 8mm mounting shank can be used.



SPG INC. (SPG 株式会社)
1-23-3 Yahiro, Sumida-ku, Tokyo 131-0041 JAPAN
Tel : +81-3-5655-7030 Fax : +81-3-5655-7588
Mail : sales@spg-network.com

Distributor: